



***Beauty, Strength & Value***

The Sophisticate Series gives you beauty on a budget. This popular garage door line features the “carriage house” look along with the durability and maintenance-free benefits of steel for an outstanding value. Insulated and non-insulated models are available with multiple window and decorative hardware options to enhance the appearance of your home.

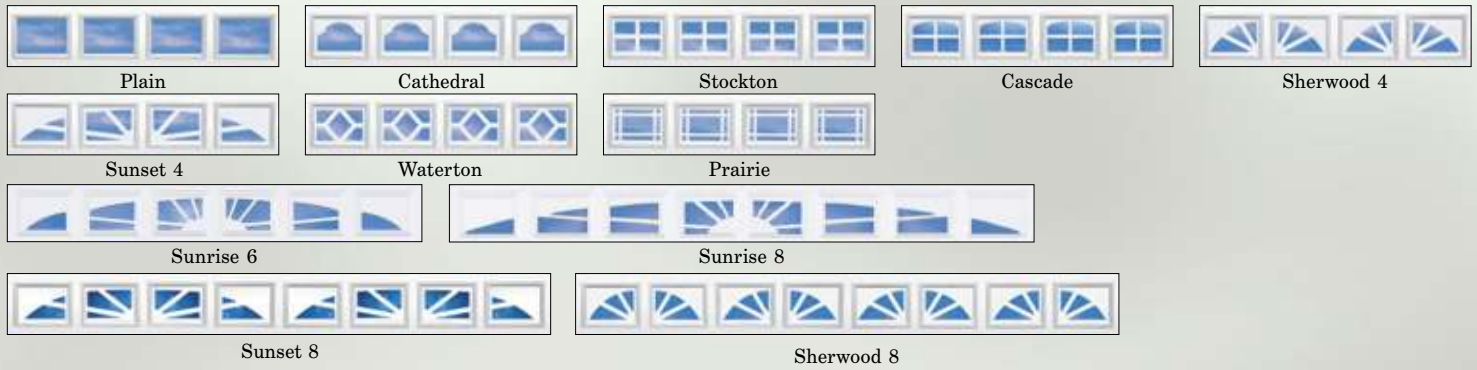
*Make a Statement.*



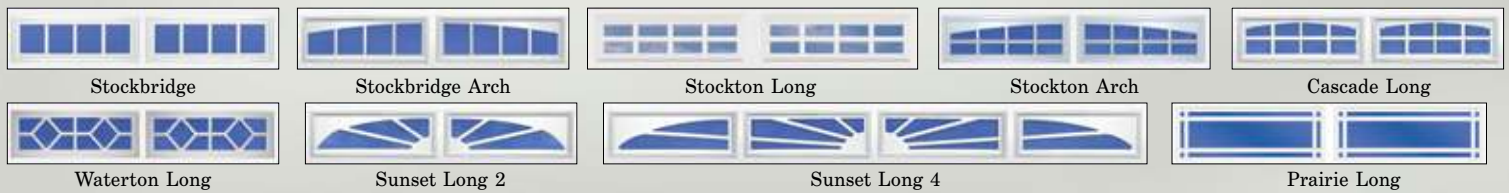
# Sophisticate Series

40 & 41

## Standard | Raised Panel



## Long Ranch | Raised Panel



## Decorative Hardware



### Hinges



### Handles



## Panel Colors




Panel Sample

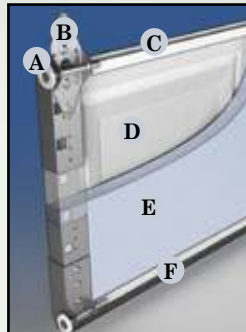
## Features

- Four steel strap hinges and two steel handles are provided on all doors. Additional items are optional.
- Ten window options are available to complement the architectural style of your home.
- Doors are available in white, almond, sandtone and brown and may be painted to match any color trim.

## Construction



- A. Finish Painted Coat
- B. Primer Coat
- C. Galvanized Layer
- D. Steel



- A. 11 ball nylon rollers provide quiet operation and long lasting durability.
- B. Heavy-duty galvanized 14 gauge hardware
- C. Tongue and groove design provides weathertight section joints
- D. 24 gauge steel
- E. Vinyl-backed 1-3/8" expanded polystyrene insulation (model 41) provides an R-Value of 6.0.
- F. Aluminum bottom retainer with vinyl weatherstrip.

Distributed by:



As Safe-Way Door constantly strives to improve our product, all specifications listed in this informative brochure are subject to change without notice or obligation. Printed color may vary from actual color, please check with your local dealer for color swatches.  
1-15

